

Plating Diagrams
for the
750th Anniversary of Bern
Stamp of 1941
(Zumstein 253)



This work is based on the work of Pierre Guinand as published in the *Schweizer Briefmarken Zeitung*, October 1974, reproduced here.

Each of the 100 different positions (plates A, B, C, and D; 5 rows by 5 columns) is illustrated in color with Guinand's identifying marks circled.

SBZ Oktober 1974

Le timbre du 750^e anniversaire de la ville de Berne — Reconstitution de la planche



La reconstitution de planche est un travail philatélique passionnant. Hélas, les timbres qui s'y prêtent sont presque inmanquablement des classiques que le simple amateur est déjà très satisfait de posséder à un ou deux exemplaires. Mais les collectionneurs de timbres suisses peuvent maintenant reconstituer les planches des timbres du jubilé de l'UPU, parus en 1900, et dont les petites valeurs sont à la portée des bourses les plus modestes (voir étude Wirth-Gees, parue dans les n^{os} 3/1958 à 1/1960 du JPS). Point de grandes sommes à investir: les conditions requises pour mener à bien un tel travail se limitent à beaucoup de patience et de temps, de bons yeux et un petit peu de chance.

L'étude que nous vous proposons aujourd'hui, elle aussi, ne nécessite que des moyens très limités: il s'agit de la reconstitution de la planche du timbre émis à l'occasion du 750^e anniversaire de la fondation de la ville de Berne, qui a été émis en 1941 (n^o Z. 253). Notre reconnaissance va ici à M. Kalt-Baldinger, de Turgi, qui, bien avant nous, a reconstitué cette planche. C'est avec son autorisation que nous avons entrepris la publication de notre étude, identique à la sienne.

Après avoir trouvé les quatre feuilles de 25

timbres (A, B, C et D), le véritable travail philatélique a pu commencer. Il nous a fallu tenir plus de 1500 pièces pour obtenir finalement les 100 numéros différents. La cote d'une planche ainsi reconstituée, variétés comprises, dépasse à peine 100 francs. Ce chiffre peu élevé doit nous inciter à nous montrer intraitables sur le plan de la qualité, car il est aisé de trouver ces timbres en exemplaires de premier choix.

Chacune des quatre photographies ci-après est le résumé d'une feuille complète de 25 timbres. Nous nous sommes limités aux seules variétés visibles à l'œil nu, mais il est clair qu'une bonne loupe ne sera pas inutile. Les numéros donnent la position du timbre dans la feuille. Nous avons jugé meilleure la numérotation de 1 à 25 pour chaque feuille plutôt qu'une numérotation globale de 1 à 100. Dans la mesure du possible, chaque timbre a été déterminé par trois ou quatre points caractéristiques, ce qui évitera toute erreur ou hésitation. On aura donc «B 12» pour le 12^e timbre de la feuille B, et ainsi de suite.

Voici encore quelques remarques dont il faudra tenir compte:

- Les traits horizontaux noirs ou rouges («Haarstriche, Wischstriche») ne sont pas des variétés constantes. On peut trouver de semblables traits sur n'importe quel timbre de la planche.
- Les feuilles imprimées en dernier lieu montrent quelques usures dans le fond gris, entre les lettres du mot HELVETIA.
- La feuille A est la plus riche en variétés importantes, tandis que les feuilles B et D sont plus fournies en minuscules imperfections.
- Les taches blanches dans le chiffre 1 de 10 (feuille A, 11^e timbre) et dans le bas de l'écusson (feuille C, 12^e timbre) ont été provoquées par un corps étranger sur la planche. Elles ont

P. Guinand



305

disparu lors d'un nettoyage et on peut trouver des n^{os} A 11 et C 12 qui se présentent avec ou sans ces taches. Nous avons observé:

Feuille A: Bon à tirer: sans tache sur le 11^e timbre

Feuille 17213: idem

Feuille 23197: avec tache

Feuille 68277: sans tache

Feuille C: Bon à tirer: sans tache sur le 12^e timbre

Feuille 25244: idem

Feuille 32474: avec tache

Feuille 36580: sans tache.

Il s'agit donc bien d'une variété accidentelle, mais dont plusieurs exemplaires peuvent être trouvés.


– Le trait incolore («Rasterfehler»), qui se rencontre sur beaucoup de timbres suisses ou étrangers imprimés par la maison Courvoisier SA entre 1940 et 1949, figure sur deux pièces: entre les pieds du duc sur le 6^e timbre de la feuille B, et à droite de son drapeau sur le 9^e timbre de la feuille C.

Méthode conseillée: rechercher d'abord sur le timbre un ou deux points caractéristiques. Puis situer ces points sur l'une des quatre photographies présentées; le numéro donnera alors l'emplacement du timbre dans la feuille correspondante à la photo. On confirmera ensuite le classement en recherchant sur la photographie les autres points porteurs du même numéro et en vérifiant qu'ils se trouvent bien sur le timbre ainsi planché.

Pour les plus exigeants, il est également possible de reconstituer la planche au moyen de timbres non dentelés...

La collection peut aussi s'enrichir de documents annexes qui ont un rapport avec le timbre étudié: mentionnons par exemple cette carte de fête de la manifestation qui fut orga-





Feuille A



Feuille B

nisée lors de la commémoration de l'anniversaire précédent (le 700^e). Ou encore cette lettre «catastrophe», qui a vécu le terrible accident de chemin de fer près de Kiesen, le 23 septembre 1941, au cours duquel dix personnes perdirent la vie. Le wagon postal subit de gros dégâts


et le courrier fut en grande partie maculé et froissé. Les cartes et les lettres furent alors revêtues d'un cachet «Beim Zugunglück Kiesen beschmutzt» (= souillé lors de l'accident de train de Kiesen).

Bonne chasse, amis philatélistes, c'est moins

compliqué que vous ne le pensez! Il vous suffira de commencer par une dizaine de pièces à classer, ce qui vous fournira un bon début sans fatigue excessive pour les yeux.




Feuille C



Feuille D

Pane A



Pane A



Stamp 1
 “Smudge” on shield (Zumstein 253.2.02a);
 dot on coat



Stamp 2
 dot on sleeve; dot by **J** of **JAHRE**;
 dot on knee; dot by **A** of **HELVETIA**;
 dot in right margin by top of shield



Stamp 3
 “Crack” in stone (Zumstein 253.2.05a);
 dot in right margin by flag;
 dot by left shoe



Stamp 4
 dot by forehead; dot on shoulder;
 dot on lower edge of stone



Stamp 5
 “Spider” on hammer (Zumstein 253.2.01);
 dot in top margin above flag



Stamp 6
 dot on stone;
 diagonal line on shield (Zumstein 253.2.02b)

Pane A




Stamp 7

dot by first **1** of **1941**; dot at bottom of stone; dot on helmet



Stamp 8

dot on front of shirt; dot in **0** of **750**;
dot in lower margin left of **PAUL**



Stamp 9

dot on shoulder; dot above **H** of **JAHRE**;
dot by sword handle; dot on stone;
dot above **I** of **HELVETIA**



Stamp 10

dot in front of nose; dot on stone;
dot on coat by sword handle

Pane A



Stamp 11

dot above • between **1191** and **1941**;
dot at bottom of coat; vertical array of
fine lines between **H** of **HELVETIA**
and stone (Zumstein 253.2.06)



Stamp 12


dot by edge of stone; dot on skirt by knee;
dot below shoe; arced line and dot above **V** of
HELVETIA; dot in **A** of **HELVETIA**



Stamp 13

white spot on stone; dot on two stones; dot on border
line in shield; dot after **0** of **750**; two dots on chest

Pane A



Stamp 14
two dots right of **1191**; dot to
right of flag; dot on coat above
belt; dot above **1** of **10**



Stamp 15
three dots on stone and tunic; dots
by **T** of **HELVETIA**



Stamp 16
dot near the bottom of stone;
dot on coat next to sword

Pane A



Stamp 17

dot at edge of stone; dot to right of left shoe; dot in first **E** of **HELVETIA**;
dot below **COURVOISIER**



Stamp 18


white spot by hand; dot above **J** of **JAHRE**;
dot in right margin at corner; dot on skirt; dot by **T** of **HELVETIA**



Stamp 19


dot right of 1941; dot left of **BERN**;
dot in first **E** of **HELVETIA**;
two dots on stone

Pane A



Stamp 20

dot below •; dot below belt; dots to left of A of **HELVETIA**; dot on shoe



Stamp 21

dot in top margin above flag; dot in right margin by shield; white spot left of left shoe (Zumstein 253.2.05c); dot on stone




Stamp 22

dot below •; dot between shield and flag; dot on stone; dot above stone

Pane A



Stamp 23
dot on stone; dot on hammer top;
dot on stone; spot left of 750




Stamp 24
dot below 1; dot on stone; dot above R of
JAHRE; dot below E of JAHRE; dot to left
and two dots to right of T of HELVETIA




Stamp 25
dot above head; dot on left leg; dot below wrist;
dot in flag; dot in right border near bottom

Pane B



Pane B




Pane B



Stamp 1

dot on sleeve; dot to right of 4 of 1941; dot above and on stone; vertical line between **H** and **R** of **JAHRE** (Zumstein 253.4.02a)



Stamp 2

dot on stone; dot between **A** and **H** of **JAHRE**; dot on coat; dot to right of **A** of **HELVETIA**; dot on stone



Stamp 3

dot in top margin above first 1 of 1191; three dots on right sleeve and chest; dot on left sleeve; dot to right of **A** of **HELVETIA**



Stamp 4

dot on stone; blotch on neck; dot above **J** of **JAHRE**; dot on helmet

Pane B



Stamp 5

dot to left of 1 of 10; dot above **H** of **JAHRE**; dot between pole and coat; dot to right of **V** of **HELVETIA**



Stamp 6

dot between second 1 of 1941 and forehead; dot between **J** and **A** of **JAHRE**; dot to left of **R** of **BERN**; “Y-shaped” flaw between feet (Zumstein 253.4.01a); dot at lower right corner



Stamp 7

dot on right sleeve; dot above **J** of **JAHRE**; dot on lower coat; dots in bottom margin below **A** of **HELVETIA**; dot by **L** of **HELVETIA**; dot above first **E** of **HELVETIA**

Pane B



Stamp 8

dot between **E** and **R** of **BERN**;
dot between feet; dot below
shield above **A** of **HELVETIA**



Stamp 9

dot between forehead and hand;
dot on knee; dot on stone above
V of **HELVETIA**; missing
red at bottom of **0** of **10**




Stamp 10

dot between stone and neck; dot between • and **1941**;
dot on stone; dot by sword handle; dots by second
E of **HELVETIA**; dot at left border above **1** of **10**



Stamp 11

dot below •; black dots in red portion of shield and
yellow in red portion; dot in right margin by shield;
dot on stone; dot at left margin by stool leg



Stamp 12

dot by leg of stool; dot by plumb bob string; dots
below **B**, **R**, and right of **N** of **BERN**; dot between
pole and coat; dot to left of sword; dots between **T**
and **I**, **I** and **A**, and right of **A** of **HELVETIA**

Pane B



Stamp 13

dot between **L** and **V** of **HELVETIA**; dot to left of **J** of **JAHRE**; two dots between **A** and **H** of **JAHRE**; dot just left of **E** of **JAHRE**; dot to right of sword handle



Stamp 14

curved scratch on stone; dot to right of **T** of **HELVETIA**; dot on strap; dot on coat; dot on skirt




Stamp 15

two dots to right of stone; dot above forehead; dot by nose; dot at end of hammer; dot on pole; dot just left of **1** of **10**



Stamp 16

dot between forehead and hand; dot on stone; dot to left of **V** of **HELVETIA**; dot in bottom margin below **A** of **HELVETIA**



Stamp 17

dot on stone; dot to left of flag; dot on coat left of sword



Stamp 18

three dots above and to the left of stone; dot right of **9** of **1191** and dot above last **1** of **1191**; dot in **0** of **750**; dot on chest; blob on stone

Pane B



Stamp 19

dot above third 1 of 1191; dot to right of forehead; dot under hand; dot between V and E of HELVETIA; dot on coat left of sword



Stamp 20

smudge in upper left corner margin; dot to right of face; dot on stone; dot at lower right border by foot



Stamp 21

two dots on thigh; dot on stone; white gash on L of HELVETIA; dot to right of A of HELVETIA



Stamp 22


two dots on stone; dot left of 7 of 750; dot left of J of JAHRE; dot in bottom margin under right foot

Pane B




Stamp 23

dot above second **1** of **1191**; dots on stone and sleeve; two dots on stone



Stamp 24

dot on stone; dot left of **7** of **750**;
dot under **E** of **BERN**




Stamp 25

scratch on sleeve; red missing at bottom of **0** of **10**; dot in upper margin above pole; dot in upper right margin by flag; dot right of pole

Pane C



Pane C




Pane C



Stamp 1

dot below **OU** of **COUVOISIER**; dot on left of **N** of **BERN**; vertical line on left edge of coat; (Zumstein 253.4.02b); dot in right margin by flag



Stamp 2


dot in left margin by stool leg; dot on stone below hand; black blob below hand holding flagstaff



Stamp 3

dot in left margin by **C** of **COURVOISIER**; dot on **4** of **1941**; dot on stone; dot above left shoulder; break in black border of flagstaff; line to left of shield (Zumstein 253.4.09)

Pane C



Stamp 4

dot below second 1 of 1191; dot on stone by hand; dot on left shoulder; circular line on upper section of the coat of arms; dot between A of HELVETIA and flagstaff; dot in right margin by flag




Stamp 5

line emerging from lower part of 0 of 10; dot in first E of HELVETIA; dot in bottom margin below IA of HELVETIA; dot in A of HELVETIA; dot in bottom margin below right foot



Stamp 6

yellow dot in 1 of 10; circular line in L of HELVETIA; dot between E and T of HELVETIA; dot in 4 of 1941




Stamp 7

dots in left margin by seated man and by 10; dot by leg of stool; dot by T of HELVETIA; dot in bottom margin under A of HELVETIA; dot on coat by sword handle; dot on skirt; yellow dot by left foot


Pane C




Stamp 8
dot between **A** and **H** of **JAHRE**; dot at lower right of coat of arms; dot between **T** and **I** of **HELVETIA**; dot in bottom margin below **I** of **HELVETIA**



Stamp 9
numerous scratches (weak) in bottom margin below **R S.A.** of **COURVOISIER S.A.**; dot on yellow portion of coat of arms; dot on skirt; dot at right edge of design by the bottom of the flag



Stamp 10
dot between hammer and string; dot to left of bear's tongue; retouched area in lower section of coat of arms (Zumstein 253.2.02a)



Stamp 11
dot on side of **H** of **HELVETIA**; dot on stone; dot above **R** of **BERN**; yellow "Y-shaped" flaw at tip of flag; dot in right margin by eagle's head on shield

Pane C



Stamp 12

dot on left stone; retouched area in lower section of coat of arms (Zumstein 253.2.03a); dot to left of flagstaff; dot above **PAUL**



Stamp 13

dot on leg of stool; dot on stone; dot by tip of sword; dot in right margin by the eagle's tail feathers on shield



Stamp 14

3 dots on left stone and man; dot on string; dot on coat; dot on **H** of **JAHRE**; dot between **A** of **HELVETIA** and flagstaff



Stamp 15

dot on tip of serif of the final **1** of **1191**; dot on hammer; dot on stone; dot on top of flag; dots and line below **A** of **HELVETIA**

Pane C



Stamp 16

line on bottom left of 1 of 10; dot between 1 of 10 and margin; dot on stone behind seated man; dot in top margin above 9 of 1191; dot on stone left of coat of arms; dot on flagstaff



Stamp 17

dot in top margin above last 1 of 1191; dot on stone; line on flag behind man's head



Stamp 18

dot above H of HELVETIA; dot in top margin above head; dot on stone; dot on shield edge by eagle's head



Stamp 19

black blob above shoulder (Zumstein 253.2.05b); dot in bottom margin below VE of HELVETIA; short line to left of PAUL; dot in right margin by the tip of shield

Pane C



Stamp 20

dot on stone; circular mark on upper part of coat of arms; dot on helmet; dot on top corner of shield



Stamp 21

dots below and in first E in **HELVETIA**; dot above I of **HELVETIA**; dot on coat by sword handle; dot on helmet



Stamp 22


dots on two stones; large dot left of 7 of 750; dot by left foot



Stamp 23

dot on stone; dots on coat and sword blade

Pane C



Stamp 24


dot on stone; dot on 5 of 750; dot above R of BERN; large dot between left shoulder and flag; dot in right margin by flag; dot on coat by sword handle; two lines of dots on lower part of coat




Stamp 25

short parallel lines below S.A.; dot on left side of H of JAHRE; dot between E and R of BERN

Pane D



Pane D



Pane D



Stamp 1

dot on stone left of coat of arms; dot to right of pole, dot on coat; dot on left foot



Stamp 2

dot on top stone; dot on stone by foot; scratch between **E** and **L** of **HELVETIA**; dot on skirt; dot on shield above tail feather



Stamp 3

dot on stone behind seated figure; dots on large and small stones; dot below **V** of **COURVOISIER**; dot to left of sword



Stamp 4

dot on stone; dot to left of pole; dot on skirt; dot above **L** of **PAUL**; dot above **H** of **BOESCH**



Stamp 5

dot left of second **1** in **1941**; dot on stone by hand; dot on sword near tip; dot on coat right of sword; dot on shield below wing feather

Pane D



Stamp 6

dot below 4 of 1941; dot on left sleeve;
dots on three stones; dot on **H** of
HELVETIA; dot in right margin by flag



Stamp 7

two dots above head; yellow dot on sash; dots in **H**, first **E**,
second **E**, **A** (two) of **HELVETIA**; dots on bottom edge of coat



Stamp 8

dot in margin above first **1** of **1941**;
dots on four stones; dot on helmet; red
dot on shield by wing feather; two dots
between the feet; dot on **A** of **PAUL**




Stamp 9

dot in left margin by the **1** of **10**; dot above the **O** of
COURVOISIER; dot between stool legs; dot on stone;
dot on skirt left of sword; dot in lower right margin




Stamp 10

dot to left of **1191**; dot on
shoulder; dot on edge of
hood; dot in right margin by
the flag; dot on the sword



Pane D



Stamp 11

three dots around the hip; dot in **J** of **JAHRE**; several dots around designer's name – two below and to the left, one under the **U**, one under the **S** of **PAUL BOESCH** (perforations may overlap, particularly with the leftmost pair of dots)



Stamp 12

dot on hip; dot on arm pit; dot to right and in margin above **7** of **750**; dot on helmet; dot on left ankle; dot in bottom margin under **A** of **HELVETIA**; two dots right of **T** of **HELVETIA**; dot below coat of arms between **I** and **A** of **HELVETIA**



Stamp 13

dot under **91** of **1191**; four dots under first **1** of **1941**; dot at top border above **J** of **JAHRE**; three dots between **7** and **5** of **750**; dot on helmet rim; dot at right border by flag; dot on sword; dot on skirt; dots between **T** and **I**, **I** and **A**, on lower border between **T** and **I**, and in first **E** of **HELVETIA**; two horizontal dots on bottom stone; two vertical dots on stone being worked; two dots on stone in wall;

Pane D




Stamp 14

group of four dots in top margin above 41 of 1941; dot on stone by hand; dot on lower stone; dot by **V** of **HELVETIA**; dot below **N** of **BERN**; dot on lower right border



Stamp 15

dot on left border by stone; dot under arm; dot between **E** and **L** of **HELVETIA**; dot on top margin above and to the right of **1941**; dot on stone; dot in top margin above flag



Stamp 16

dot between hand and hammer; two dots left of **J** of **JAHRE**; dot left of **750**; retouch on pole above hand; dot on coat; dot on skirt; dot between coat of arms and **A** of **HELVETIA**; curved scratch in lower margin below **A** of **HELVETIA**; dot in lower margin below **V** of **HELVETIA**



Stamp 17

dot under second **R** of **COURVOISIER**; dot on stone; dot by **T** of **HELVETIA**; yellow dot on shoulder (Zumstein 253.2.05d); dot in upper streamer of flag; dot above middle streamer of flag

Pane D



Stamp 18

dot below **11** of **1191**; dots on two stones; dot on lower part of tunic; dot between **A** and **H** of **JAHRE**; dot on chest; dots to left of **L**, second **E**, and **T** of **HELVETIA**



Stamp 19

spot on hammer; dot between hand and hammer; dot between **1941** and forehead; dot above **E** of **BERN**; dot in top margin above **0** of **750**; dot on skirt; dot in bottom margin below **O** of **BOESCH**; curved scratch on **HELVE**; dot on stone



Stamp 20

curved scratch on stone; dot on stomach



Stamp 21

dot between **1** and **1** of **1191**; dot in top margin above **9** of **1941**; dot in right margin at lower corner; dots on two stones in wall; dot by plumb line; dot by hammer; dot on bottom stone piece; break in outline of **0** of **10** (Zumstein 253.2.04); two dots on stone behind figure

Pane D



Stamp 22

two dots below **19** of **1191**; dot in top margin above second **1** of **1941**; dot on shoulder; dot in right margin by bottom of sword; straight line in margin at lower right corner; dot to left and just below **H** of **HELVETIA**; dot in bottom margin below **V** of **HELVETIA**; two long, interrupted parallel lines in bottom margin below from **10** to **T** of **HELVETIA**



Stamp 23

dot under **9** of **1941**; dot on chest; dot in top margin above pole; dot at top of shield; dot in right margin by top of shield; dot on skirt; dot above **ET** of **HELVETIA**; two dots on stone

Pane D



Stamp 24

dot between forehead and hand; dot on hood; two dots on garment; dot on flag right of eagle; dot in right margin by bottom of shield; dot in **V** of **HELVETIA**; weak line through **ER S** of **COURVOISIER S.A.**; dot on stone



Stamp 25

dot on stone behind worker; dot on stone fragment; dot in left margin by stool seat; dot in middle streamer of flag; dot on chest; dot below bottom of shield